

Project Name	Unit Band Pass Filter	Part No. ADBF 600/10-SCM	Revision 1.0	Page 1 of 3
--------------	--------------------------	-----------------------------	-----------------	----------------

Electrical Specifications for Band Pass Filter

ADBF 600/10-SCM



ADMOTECH

2020. 1. 21.

ADMOTECH

ADVANCED MOBILE TECHNOLOGIES



ADMOTECH

ADVANCED MOBILE TECHNOLOGIES

37-10, TECHNO 1-RO, YUSEONG-GU, DAEJEON 34015, SOUTH KOREA

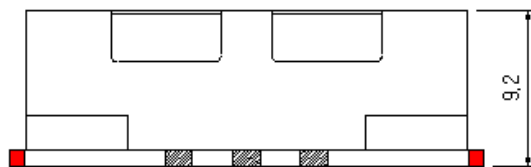
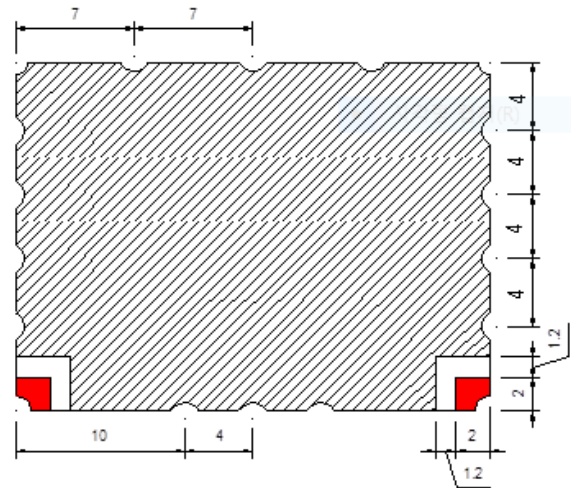
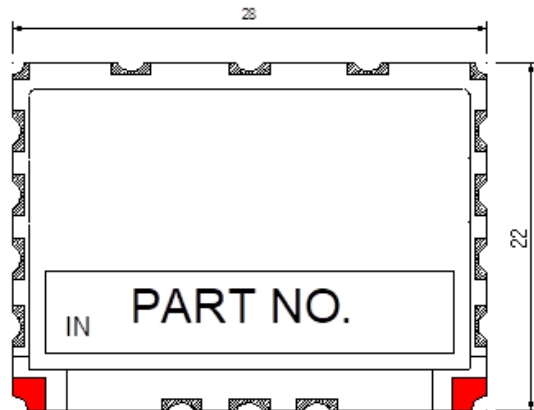
TEL +82-42-936-1353 FAX +82-42-936-1350

www.admotech.com sales@admotech.com



1. Specifications

Parameter	Specification	Remark
Frequency Range	595 MHz ~ 605 MHz	BW = 10 MHz
Center Frequency	600 MHz	
Insertion Loss @ Center Frequency	3.5 dB Max.	
Pass Band Ripple	0.5 dB Max.	
Return Loss	15.0 dB Min.	
Attenuation	48 dB Min. @ DC ~ 555 MHz 50 dB Min. @ 645 ~ 2,000 MHz	
Max Power	CW 1 Watts	
Impedance	50 Ω	
Operating Temperature	-40 °C ~ +85 °C	

2. Outline Drawing



OTHERWISE SPECIFIED : ± 0.3
 DIMENSIONS : mm

 : I/O PORT
 : GROUND

3. Tested Plot

